ILLUSTRATIVO DI MONTAGGIO /OPERATING INSTRUCTION
PCW010SS

PPELN8-R PCW010SS

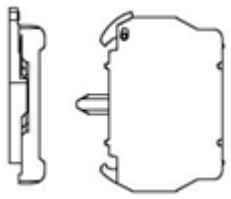

MONTAGGIO – ASSEMBLY

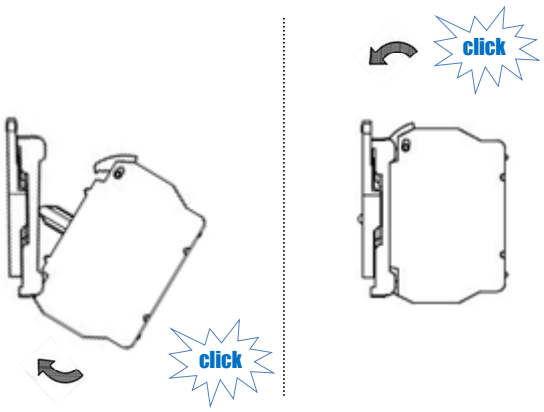

SMONTAGGIO – DISASSEMBLY

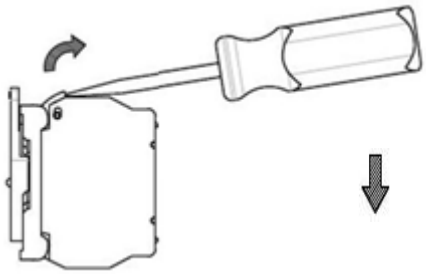

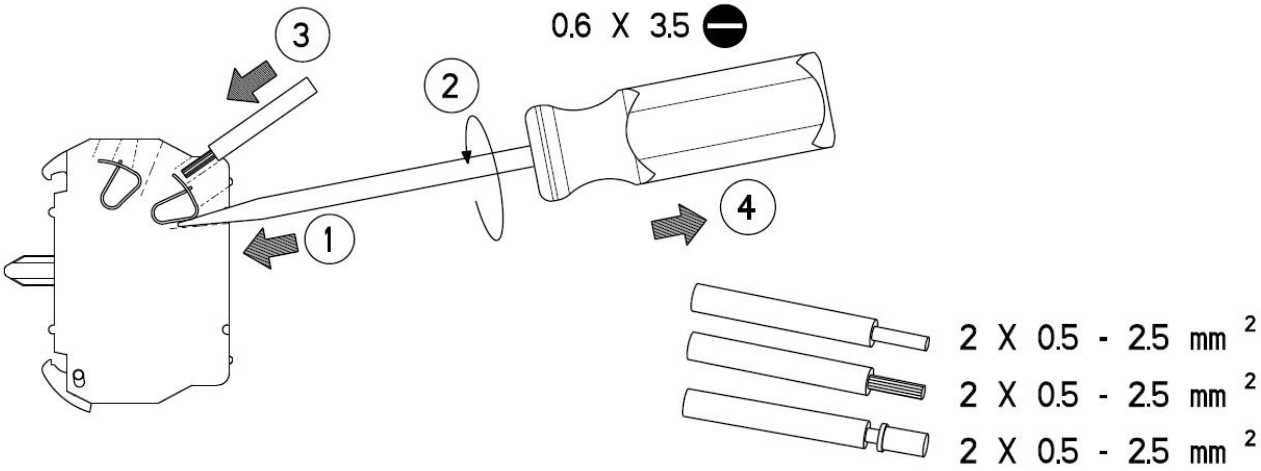

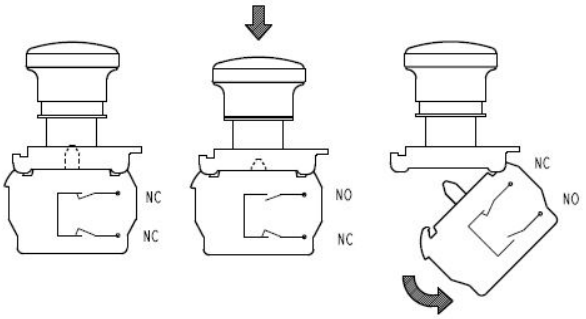

CONTATTO NON AZIONATO
NOT ACTUATED CONTACT

CONTATTO AZIONATO
ACTUATED CONTACT

SEPARAZIONE CONTATTO
CONTACT SEPARATION

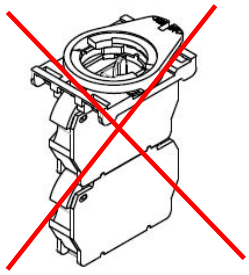

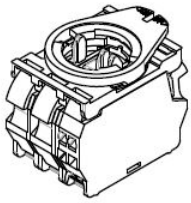

MAX 3 CONTATTI
MAX 3 CONTACTS

USARE SOLO CONDUTTORI IN RAME(CU) E FILI SEZIONE 12-18 AWG FLESSIBILI
USE COPPER (CU) CONDUCTOR ONLY AND WIRE RANGES No. 12-18 AWG
STRANDED OR SOLID

OPEN TYPE

ATTENZIONE:Per prevenire gli infortuni,togliere la tensione prima dell'installazione o manutenzione

ATTENTION:To prevent electrical shock,disconnect from power source before installing or servicing

13000073-01