

FTN1R44...

LIMIT SWITCH WITH Ø18 PA ROLLER LEVER WITH VARIABLE LENGTH AND MANUAL RESET

Thermoplastic limit switch with manual reset
Horizontal action
Adjustable head (90° step)
Adjustable lever (18° steps)
Electrically independent contacts (Zb)
Enclosure IP rating: IP67
Compliance: EN 50047, IEC/EN 60947-5-1, UL 508

F T N

Series
FTN thermoplastic limit switch

1 R

Type
1R with reset function

4 4

Head and actuator
44 Ø18 PA roller lever with variable length

Contact type
X11 1NO/1NC slow action Zb
W02 2NC slow action Zb
W20 2NO slow action Zb
Z11 1NO/1NC snap action Zb
Z02 2NC snap action Zb
W12 1NO/2NC slow action Zb
W03 3NC slow action Zb

Lead exit dimension or type
blank M16 (standard)
M M20
N 1/2NPT
G1 PG11
G3 PG13.5
C 4 poles male code "A" M12×1 connector

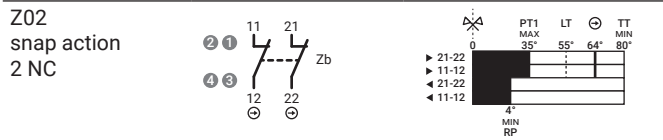
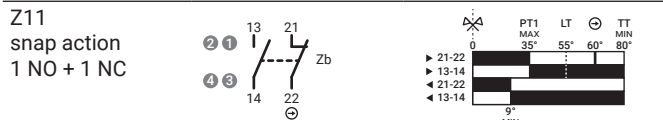
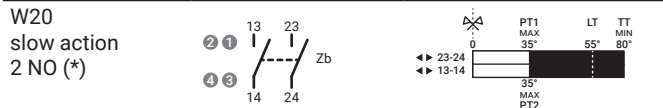
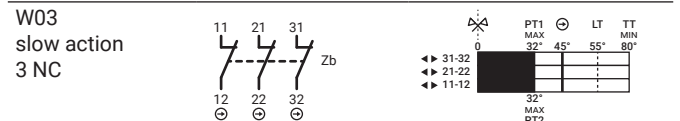
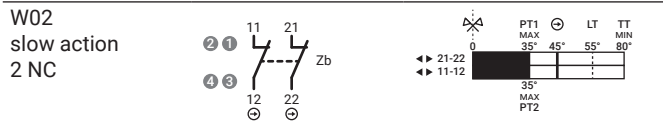
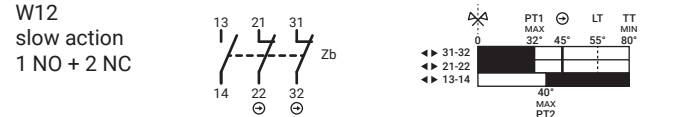
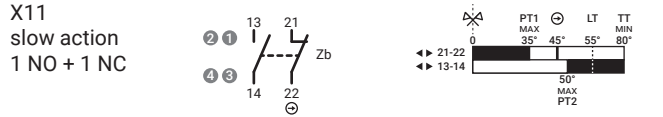


Positive opening operation		NC contact ⊖
Minimum current		5 mA - 5 V DC
Thermal current	I _{th}	10 A
Rated insulation voltage	U _i	500 V
Rated impulse withstand voltage	U _{imp}	6 kV
Insulation resistance	min	100 MΩ (DC 500 V)
Contact resistance	max	25 mΩ (initial)
Switching speed	max	250 mm/s
Switching frequency	max	6000 operations per hour
Enclosure material		glass filled PBT (UL approved)
Enclosure IP rating		IP67
Operating temperature		-25 ... +80°C (-13 ... +176°F)
Pollution degree		3
Protection against electric shock		class II (double insulation) ▢
Mechanical life expectancy	min	1×10 ⁶ cycles
Electrical life expectancy	min	150000 cycles
Vibration	IEC 68-2-6	10-55 ±1 Hz
	excursion	0.35 mm, 1 octave/min
Fixing		2 × M4 screws

FTN1R44...

Contact types	Categories *	Ratings **	PT1	PT2 / RP	OF	POT ⊖	POF	LT* TT**
X11 1NO 1NC	A600 - Q600	AC15: 400 V - 4 A	35°	50°	6.5 N	45°	6 N	
W02 2NC			35°	-	6.5 N	45°	6 N	
W20 2NO	B600 - Q600	DC13: 24 V - 6 A	35°	9°	5.9 N	60°	5.5 N	55° *
Z11 1NO 1NC			35°	4°	5.9 N	64°	5.5 N	80° **
Z02 2NC	A300 - Q300	AC15: 400 V - 4 A	32°	40°	6.5 N	45°	5.4 N	
W12 1NO 2NC			32°	-	6.5 N	45°	5.4 N	
W03 3NC								

* UL 508 / CSA C22-2 n° 14 ** IEC/EN 60947-1



(*) Not suitable for safety applications.

- PT1 Operating travel
- PT2 Second operating travel (slow action)
- RP Release position (snap action)
- OF Operating force
- POT Positive opening travel ⊖
- POF Positive opening force
- LT Lock travel
- TT Total travel



M12 Connector pin arrangement - on request

- (1) Mounting holes
- (2) Plastic roller

Dimensions in mm / illustrations NOT in scale

