

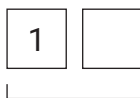
FTN141...

LIMIT SWITCH WITH Ø50 RUBBER ROLLER LEVER

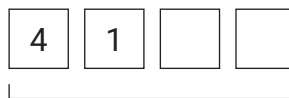
Thermoplastic limit switch
Horizontal action
Adjustable head (90° steps)
Adjustable lever (18° steps)
Electrically independent contacts (Zb)
Enclosure IP rating: IP67
Compliance: EN 50047, IEC/EN 60947-5-1, UL 508, up to SIL3
Marking: CE, CCC, UL, EAC, UKCA



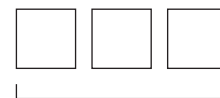
Series
FTN thermoplastic limit switch



Type
1 standard

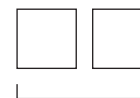


Head and actuator
41 Ø50 rubber roller lever



Contact type

X11	1NO/1NC	slow action	Zb
W02	2NC	slow action	Zb
W20	2NO	slow action	Zb
Z11	1NO/1NC	snap action	Zb
Z02	2NC	snap action	Zb
W12	1NO/2NC	slow action	Zb
W03	3NC	slow action	Zb



Lead exit dimension or type

blank	M16 (standard)
M	M20
N	1/2NPT
G1	PG11
G3	PG13.5
C	4 poles male code "A" M12×1 connector

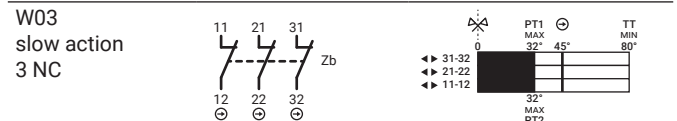
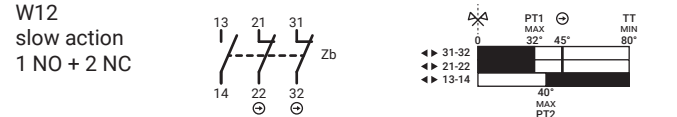
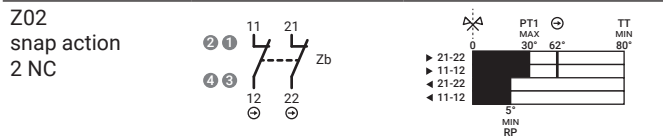
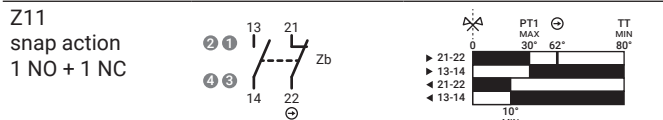
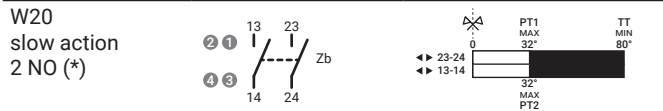
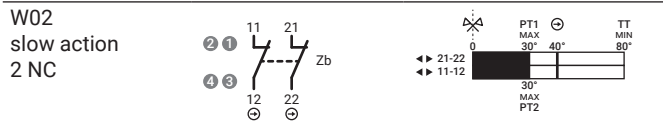
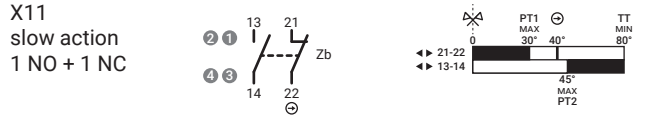


Positive opening operation		NC contact ⊕
Minimum current		5 mA - 5 V DC
Thermal current	I _{th}	10 A
Rated insulation voltage	U _i	500 V
Rated impulse withstand voltage	U _{imp}	6 kV
Insulation resistance	min	100 MΩ (DC 500 V)
Contact resistance	max	25 mΩ (initial)
Enclosure material		glass filled PBT (UL approved)
Enclosure degree of protection		IP67
Operating temperature		-25 ... +80°C (-13 ... +176°F)
Pollution degree		3
Protection against electric shock		class II (double insulation) □
Mechanical life expectancy	min	1×10 ⁷ cycles
Electrical life expectancy	min	150000 cycles
Vibration	IEC 68-2-6 excursion	10-55 ±1 Hz 0.35 mm, 1 octave/min
Fixing		2 × M4 screws

FTN141...

Contact types	Categories *	Ratings **	PT1	PT2 / RP	OF	POT ⊖	POF	TT
X11 1NO 1NC	A600 - Q600	AC15: 400 V - 4 A	30°	45°	6.5 N	40°	6 N	
W02 2NC			30°	-	6.5 N	40°	6 N	
W20 2NO	B600 - Q600	DC13: 24 V - 6 A	32°	-	6.5 N	-	-	
Z11 1NO 1NC			30°	10°	2.1 N	62°	5.5 N	80°
Z02 2NC	A300 - Q300	AC15: 400 V - 4 A	30°	5°	2.1 N	62°	5.5 N	
W12 1NO 2NC			32°	40°	6.5 N	45°	5.4 N	
W03 3NC			32°	-	6.5 N	45°	5.4 N	

* UL 508 / CSA C22-2 n° 14 ** IEC/EN 60947-1



(*) Not suitable for safety applications.

- PT1 Operating travel
- PT2 Second operating travel (slow action)
- RP Release position (snap action)
- OF Operating force
- POT Positive opening travel ⊖
- POF Positive opening force
- TT Total travel



M12 Connector pin arrangement - on request

- (1) Mounting holes
- (2) Rubber roller

Dimensions in mm / illustrations NOT in scale

